

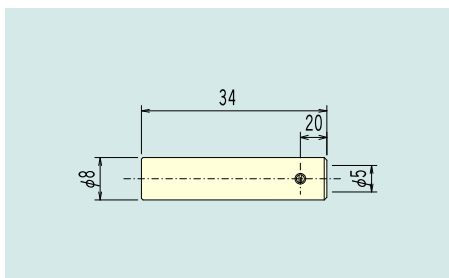
# Condenser Lenses

With the help of a condenser lens, light from the end of the light guide diffuse at an angle of 70°. Especially, excellent for high intensity spotlight illumination.

Various type of condenser lenses are available according to the customer's applications.

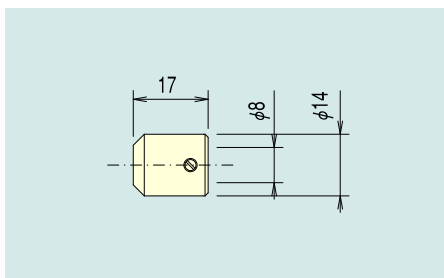


## External Dimension Drawing



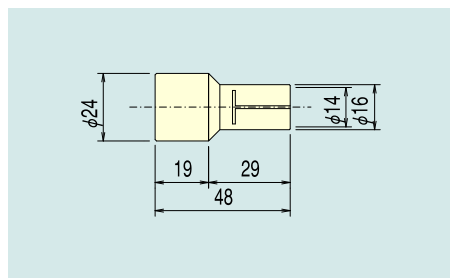
● Condenser lens for small diameter

Lens structure 1 piece coated lens  
 Effective dia. of lens  $\phi$  6mm  
 Internal dia. of mounting  $\phi$  5mm ( $\phi$  3mm light guide only)



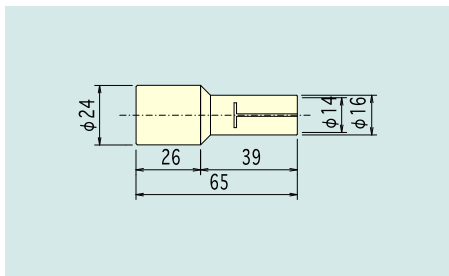
● Mini-condenser lens

Lens structure 1 piece coated lens  
 Effective dia. of lens  $\phi$  7mm  
 Internal dia. of mounting  $\phi$  8mm ( $\phi$  5mm light guide only)



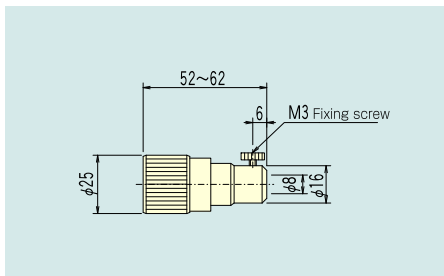
● Standard condenser lens

Lens structure 1 piece coated lens  
 Effective dia. of lens  $\phi$  16mm /  $\phi$  22.5mm  
 Internal dia. of mounting  $\phi$  14mm



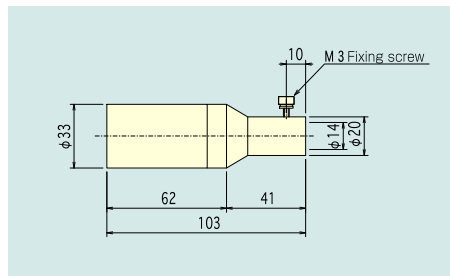
● Standard high efficiency condenser lens

Lens structure 1 piece coated lens  
 Effective dia. of lens  $\phi$  19mm /  $\phi$  22.5mm  
 Internal dia. of mounting  $\phi$  14mm



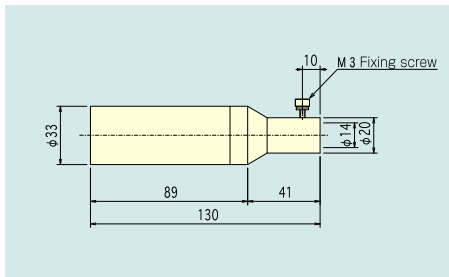
● Zoom condenser lens

Lens structure 3 group 3 piece coated lens  
 Effective dia. of lens  $\phi$  13mm /  $\phi$  22.5mm  
 Internal dia. of mounting  $\phi$  8mm ( $\phi$  5mm light guide only)  
 \* Tailor made when use  $\phi$  8mm light guide



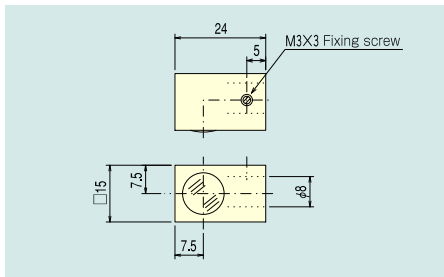
● High intensity illumination condenser lens (zoom)

Lens structure 3 group 3 piece coated lens  
 Effective dia. of lens  $\phi$  28.5mm /  $\phi$  20.5mm  
 Internal dia. of mounting  $\phi$  14mm ( $\phi$  5mm light guide only)  
 \* Tailor made when use  $\phi$  8mm light guide



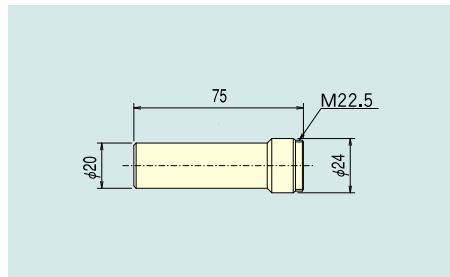
● Standard high efficiency condenser lens

Lens structure 4 group 4 piece coated lens  
 Effective dia. of lens  $\phi$  28.5mm /  $\phi$  30.5mm  
 Internal dia. of mounting  $\phi$  14mm ( $\phi$  3mm light guide only)  
 \* Tailor made when use  $\phi$  8mm light guide



● Condenser lens (light direction perpendicular to guide axis)

Lens structure 1 piece coated lens + mirror plate  
 Effective dia. of lens  $\phi$  9.5mm  
 Internal dia. of mounting  $\phi$  8mm ( $\phi$  5mm light guide only)



● Conversion lens

Lens structure 1 piece coated lens  
 Effective dia. of lens  $\phi$  17mm  
 Internal dia. of mounting  $\phi$  22.5mm  
 \* SPECIAL FIXED FOR SH-F16, SH-F30 & SH-Z1